

Accessing the M: Drive From Off Campus

The M: Drive is now accessible from your own computer.

Step 1:

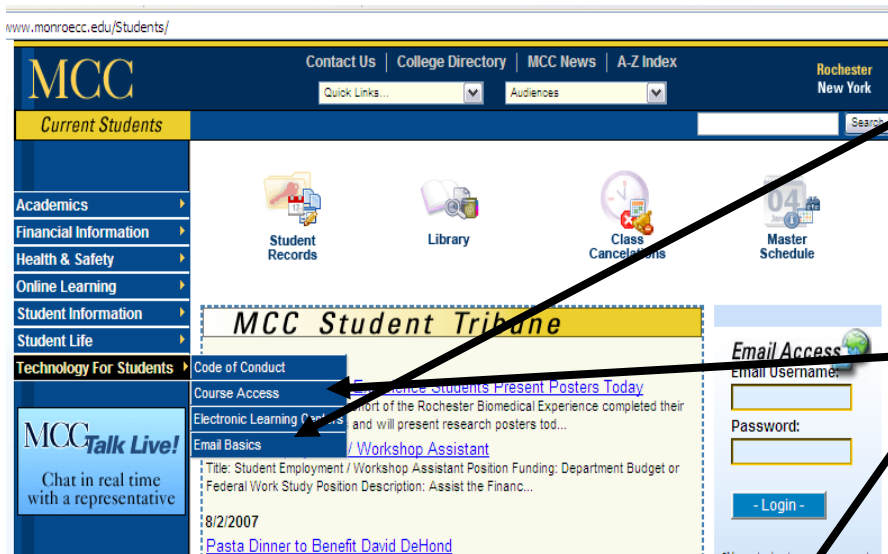
Access the MCC Home Page

www.monroecc.edu



Step 2:

Click on the "Current Students" link



Before accessing the M drive, you will want to know your MCC student e-mail user name and password.

If you have not done this yet, select the drop down box labeled "E-mail Basics" and follow the directions to "Find Your Account"

Step 3:

Select "Course Access"

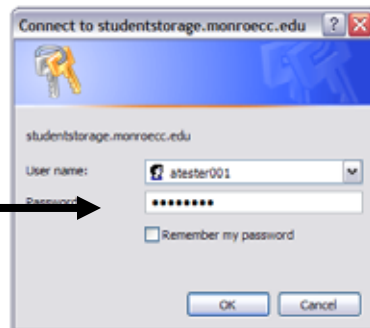
Step 4:

Type your username in the Username box
Example: atester025 and click on the "Open Folder" button



Step 5:

In the "Connect to studentstorage.monroecc.edu" dialog box, re-type your username and type your password. Please note that your password, BY DEFAULT, is your eight digit birthday.
Example: 06011986



Accessing the S: Drive From Off Campus

The **S**: Drive is now accessible from your own computer.

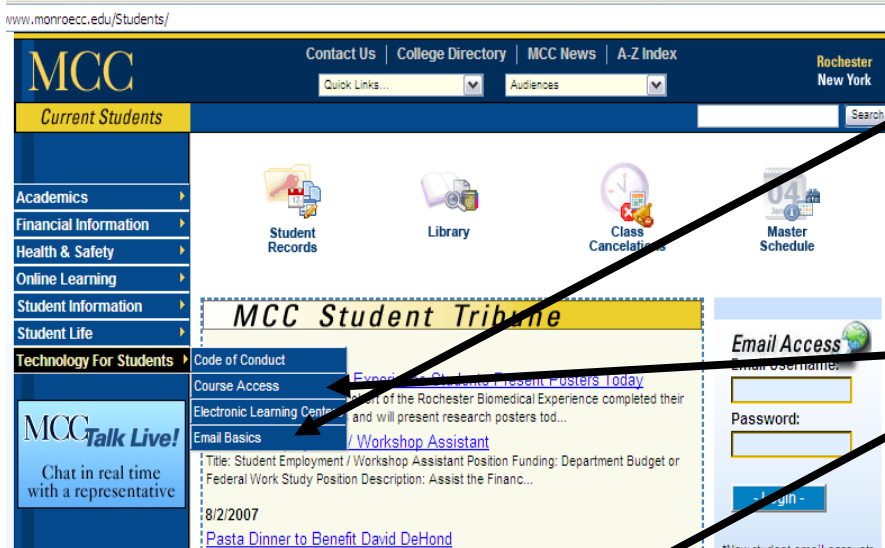
Step 1:

Access the MCC Home Page
www.monroecc.edu



Step 2:

Click on the "Current Students" link



Before accessing the **S**: drive, you will want to know your MCC student e-mail user name and password.

If you have not done this yet, select the drop down box labeled "E-mail Basics" and follow the directions to "Find Your Account"

Step 3:

Select "Course Access"

Step 4:

Click on "Student Storage"

Step 5:

Type your username in the Username box
Example: atester025 and click on the "Open Folder" button

Step 6:

In the "Connect to studentstorage.monroecc.edu" dialog box, re-type your username and type your password. Please note that your password, BY DEFAULT, is your eight digit birthday.
Example: 06011986

