

Signs of Life

Basic Sign Language for Emergency Personnel

STUDY GUIDE

 **MONROE
COMMUNITY
COLLEGE**


HSMi

HOMELAND SECURITY MANAGEMENT INSTITUTE

KNOWING HOW TO SIGN CAN SAVE A LIFE!

As a first responder, your primary objective is to save lives. To do that you have to be able to determine what's wrong – and do it fast! You need to communicate.

What if your patient is deaf? Estimates vary, but as many as one million people in the US might be functionally deaf. As many as eight million more may have great difficulty hearing. Many of these people communicate using ASL – American Sign Language. ASL is, in fact, the third most-popular language in the United States, right behind English and Spanish!

The odds are good that you are going to have to treat someone who is deaf or hearing-impaired. Being able to communicate even a modest amount can be a critically important skill.

This open captioned DVD can help you develop that skill. It includes a short skit demonstrating the use of ASL in an emergency situation, provides examples of 19 common phrases you might use, and includes details on the ASL finger-spelling alphabet. With just a little practice you can learn enough ASL to provide that critically important communication with your deaf patient.

And, very possibly, save another life.

Table of Contents

Introduction	page 2
Helpful ASL Phrases for Emergency Personnel	page 3
ASL Finger-Spelling Alphabet and Numbers	pages 4 – 9

DVD Contents

DVD Contents	Run Time
Medical Skit	11:00
ASL Phrases	4:00
ASL Letters and Numbers	2:40

HELPFUL PHRASES

This DVD shows you how to sign 19 common phrases using ASL. These phrases are in the DVD chapter titled Useful Phrases. Each phrase is presented the same way: first, each phrase is signed with a caption and a voice-over, and then signed again without a caption or a voice-over. Practice these phrases with a co-worker or in front of a mirror.

Here are the phrases:

1. I'm a doctor.
2. I'm a paramedic.
3. I'm a nurse.
4. I sign a little bit.
5. Slow down please.
6. What's your name?
7. What's wrong?
8. Are you in pain?
9. Are you having breathing problems?
10. Are you taking any medications?
11. Do you have any allergies?
12. Did this come on suddenly?
13. What were you doing right before this occurred?
14. What's your doctor's name?
15. Where do you go to the hospital?
16. I need to give you a shot.
17. Now I'm going to start an IV.
18. Can you please finger-spell that?
19. Do you need an interpreter?

FINGERSPELLING

ASL can communicate relatively large amounts of information efficiently using phrases, but the language also includes an alphabet of 26 letters and all numbers.

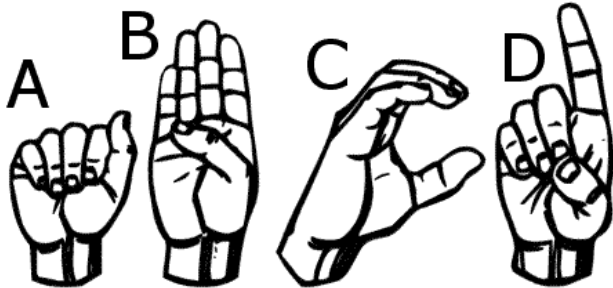
These allow you to communicate simple words, questions, commands etc. one word at a time, by spelling the words out a letter or number at a time. Although slower than the common phrases noted above, fingerspelling may be more accurate and more easily understood by some patients.

Note that the letters and numbers are signed using the right hand. For most letters and numbers, the palm faces out. In some cases, your palm faces in, toward you.

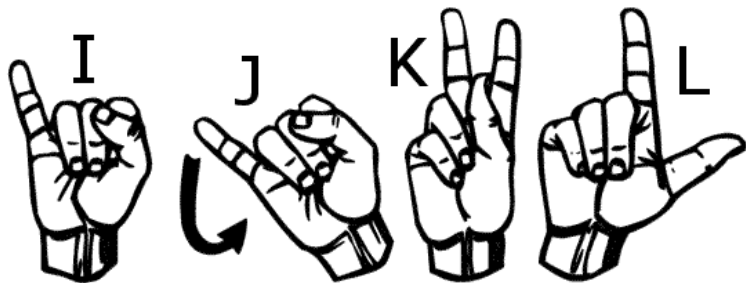
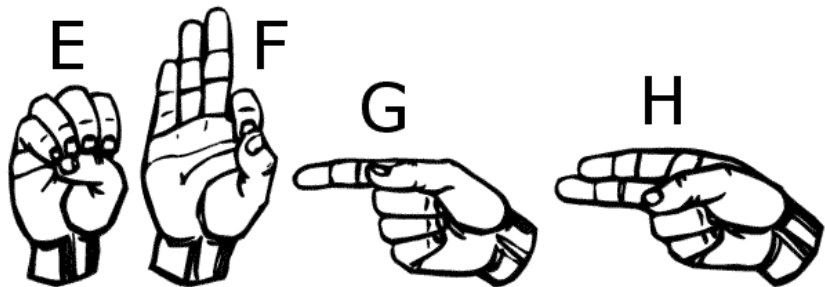
As with the phrases, practice the letters and numbers in front of a mirror or with a co-worker.

Graphic symbols courtesy of Dr. Bill Vicars, <http://www.lifeprint.com/asl101/fingerspelling/>


Letters:



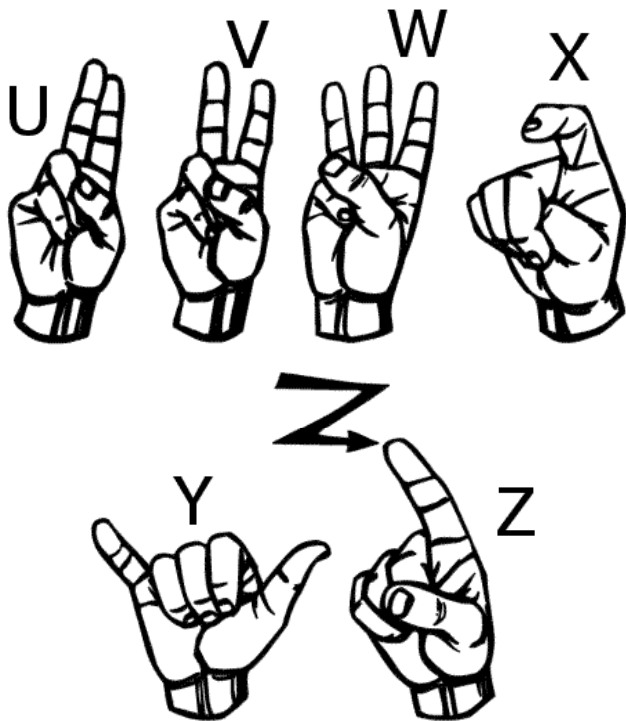
Letters:





Letters:



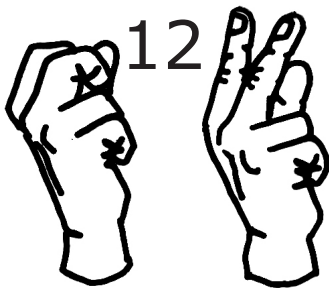
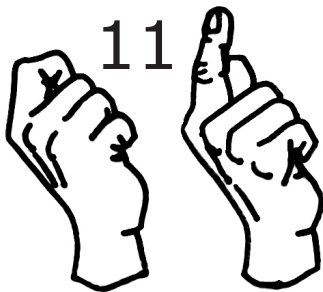
Letters:



Numbers:



Numbers:



For more information on fingerspelling, see [http://asl.ms\(/\)/fingerspellingchart.htm](http://asl.ms(/)/fingerspellingchart.htm)

SIGNS OF LIFE DVD

This Signs of Life DVD was produced as a public service by the Monroe Community College Educational Technology Services Division for distribution to the emergency responder community through MCC's Homeland Security Management Institute (HSMI).

Additional free copies of this DVD and Study Guide are available to police, fire, ambulance, EMT organizations, hospitals, clinics, schools or other organizations that may use emergency responder groups. Please contact MCC at the address on the following page for further information.

This DVD and this Study Guide are both available for free download on the MCC HSMI website, at <http://www.monroecc.edu/go/signs/>. Any appropriate organization is free to link to this site and promote the download of this information.

MCC's goal is to promote the general welfare of our communities.

CREDITS

DVD

Produced by Peter Bonadonna, EMT-P

Actors:

Lee Frisbee, EMT-P

Michael Weingart

Tangela Thompson, EMT-P student

Peter Bonadonna, EMT-P

Narrator: Jeremy Case

Medical Consultant: Peter Bonadonna,
EMT-P

ASL Consultant: Michael Weingart

Video by: Jeremy Case

Edited by: Jeremy Case

Thanks to:

Dr. Jeffrey Bartkovich

Peggy VanKirk

The Monroe Community College

Homeland Security Management

Institute and Public Safety Training
Facility

Rural/Metro Medical Services

Interpretek

This video was made possible by support
from the MCC Educational Technology
Services Division.

STUDY GUIDE

Concept:

Dr. Jeffrey Bartkovich

Writers:

Mike Doolin

Dr. Jeffrey Bartkovich

Graphic Design:

Ellen Gozik

Mike Doolin

Printing:

Bill Gruhn and the MCC Print Shop Staff



Homeland Security Management Institute

Public Safety Training Facility

1190 Scottsville Road, Suite 100J

Rochester, NY 14624

585-753-3921

www.monroecc.edu

Copyright 2008, Monroe Community College

Signs of Life

Basic Sign Language for Emergency Personnel

STUDY GUIDE

 **MONROE
COMMUNITY
COLLEGE**


HSMi

HOMELAND SECURITY MANAGEMENT INSTITUTE