

Screenshots for Malwarebytes Endpoint Protection Program

This document shows messages and screens that may be seen on a PC following the installation of the Malwarebytes Endpoint Protection program.

Screenshots for Malwarebytes Endpoint Protection Program	1
Malwarebytes icon.....	1
Malwarebytes icon in system tray	1
Right-click icon to start a scan.....	1
Scan in Progress message	1
Scan in Progress	2
Scan Complete – no threats.....	2
Scan Complete – threats found.....	2

Malwarebytes icon

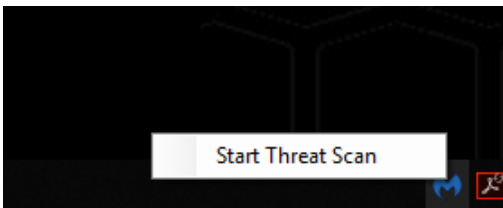


Malwarebytes icon in system tray

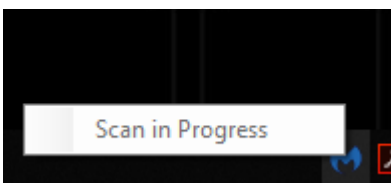
The blue Malwarebytes icon showing in the system tray, in the lower right corner of the screen



Right-click icon to start a scan

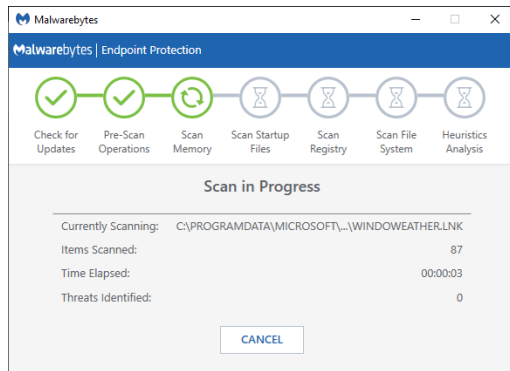


Scan in Progress message



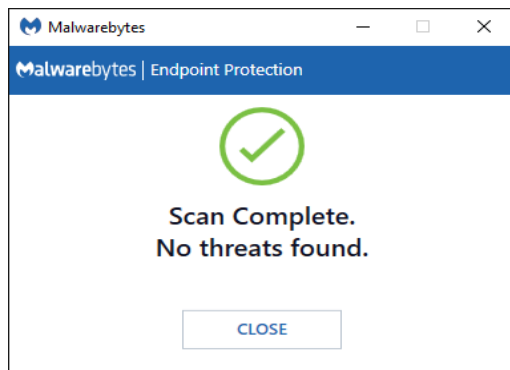
Scan in Progress

What should I do? Allow the scan to complete



Scan Complete – no threats

What should I do? No action is required



Scan Complete – threats found

What should I do? Contact the Technology Support Desk at extension 8324, option 3 for additional instructions.

