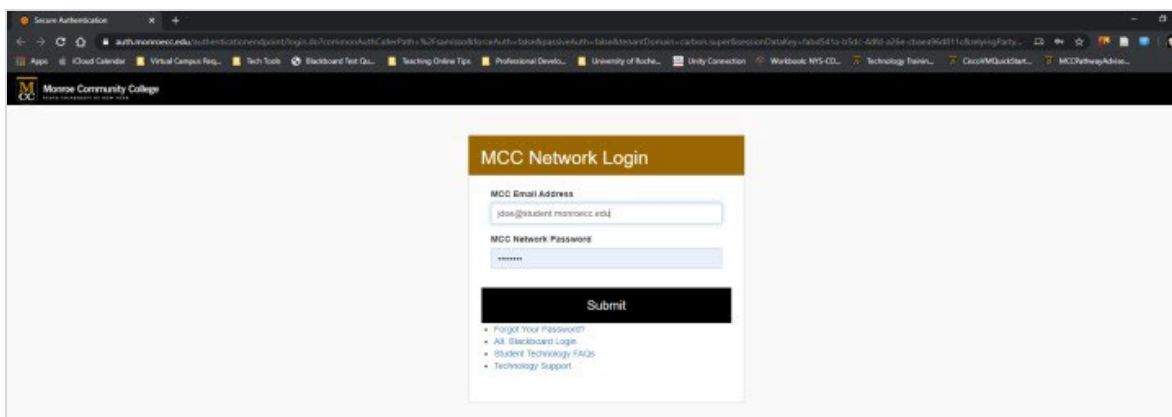


Student Login Instructions for myMCC/Blackboard

MCC uses Blackboard as its Learning Management System (LMS). We call this myMCC portal which houses many different systems for students to access in one central location. This guide will show you how to login into myMCC to find your courses.

1. To login into myMCC, type in the following in your web browser: my.monroecollege.edu



Note: Chrome or Firefox work best for Blackboard, although there may be some exceptions for special programs. Please avoid using Internet Explorer, Edge, and Safari. You can check your browser's compatibility in the "Technology Help" sub-tab in myMCC.

2. You will see a series of tabs when you login. If you are on a browser on a computer, it may look like the image in Figure 1. If it looks condensed, you may be on a mobile device and all of the tabs will be vertical like Figure 2. For the best experience, you may want to use the "Browser" view.

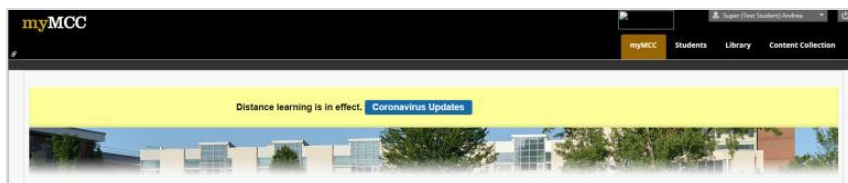


Figure 1

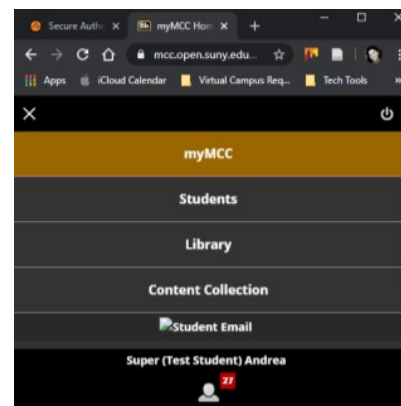


Figure 2

3. As a student, many of the resources that you need are located in the “Students” tab. A few of these sub-tabs include “Student Home”, “My Account”, “My Courses”, “Technology Help”, “Campus Life”, and “Starfish”. There is also a separate tab for Library resources.
 - To find your courses, click on the “Students” tab and then the “My Courses” sub-tab to view your courses.
 - Your courses will appear one week before the official course start date on the master schedule. They will be available for 45 days after the end date of the course. If you don’t see a course, reach out the Help Desk.

My Courses

My Courses

▼ 202020

Courses where you are: Student

202020-MON-ENG-101-020/
Instructor: F

202020-MON-20038: 202020-MON-SOC-101-002 Intro
Instructor:
Announcements:

Your courses will be listed in the “My Courses” module. The course is named with the semester term, MON for “Monroe”, the department code, course number, section number, course title, and instructor name.

- A course with “SL” in the section is fully online
- A course with an “H” in the section is hybrid

4. Click on the title of the course to view your course materials. Every course is set up differently, but in general, click on the course menu links on the left panel to navigate through the course.
5. For more assistance with Blackboard, view the MCC Online Learning Student Orientation located in the “Technology Help” tab. You can also download the Blackboard app on your mobile device.

Getting Help with Technology

- MCC Student Technology Help Desk
 - Call (585) 292-8324
 - Email the [Student Technology Help Desk](#)
- SUNY Online Help Desk
 - Call 1-844-OPEN-SUNY (1-844-673-6786)
 - [SUNY Online Support Services Help Desk](#)
 - [SUNY Online Blackboard Knowledge Base](#)